



REAL-TIME LOCATING SYSTEM

# Asset Tracking + Management



# Your equipment – in the right place, at the right time for patient care



Inefficient equipment workflow is a real cost to health systems today. Typical hospital assets (like IV pumps) sit idle 60-70% of the day\*, yet nurses and biomedical teams struggle to find the equipment they're looking for. Searching for equipment wastes time, hinders productivity and delays patient care.

A real-time locating system (RTLS) helps you not only find equipment, but optimize inventories, increase equipment utilization and reduce overall capital expenditures with the power of accurate data... all contributing to a positive patient experience.

Be sure that your staff has the equipment they need—when they need it—with Midmark RTLS.

\*Acceptable industry average; Midmark RTLS customer feedback.



# Asset tracking: a solid foundation to build on

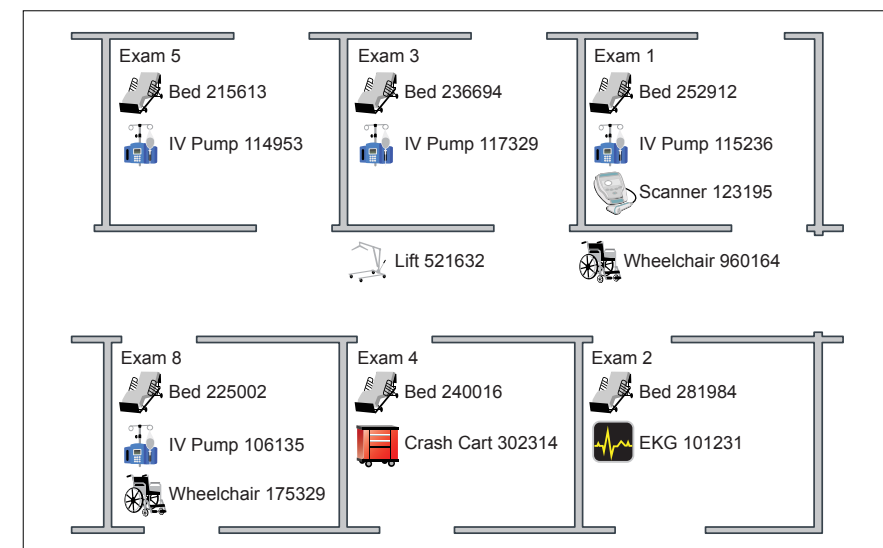
Easily locate equipment with RTLS to improve biomedical and nursing team efficiency.



Type	Tag #	Asset ID	Desc.	Location	Time Entered	Manufacturer	Model	Owner	PM Date	Batt. Chg Date
	31007	115236	IV Pump	1st Floor East Exam 1	3/22/21 9:18:14 AM	Baxter	Sigma Spectrum	Pat Trnsprt	3/10/2021	10/10/2021
	31062	117329	IV Pump	1st Floor East Exam 3	3/22/21 10:02:02 AM	Baxter	Sigma Spectrum	Pat Trnsprt	3/10/2021	10/10/2021
	31074	114953	IV Pump	1st Floor East Exam 5	3/22/21 10:15:24 AM	Baxter	Sigma Spectrum	Mat Mgmt	3/25/2021	08/15/2021
	31088	106135	IV Pump	1st Floor East Exam 8	3/22/21 9:15:57 AM	Baxter	Sigma Spectrum	Pat Trnsprt	3/25/2021	08/15/2021

## QUICKLY LOCATE ASSETS.

The sortable data on the Enterprise View® List allows you to quickly find assets and view preventive maintenance (PM) dates and view preventive maintenance dates as well other asset details.



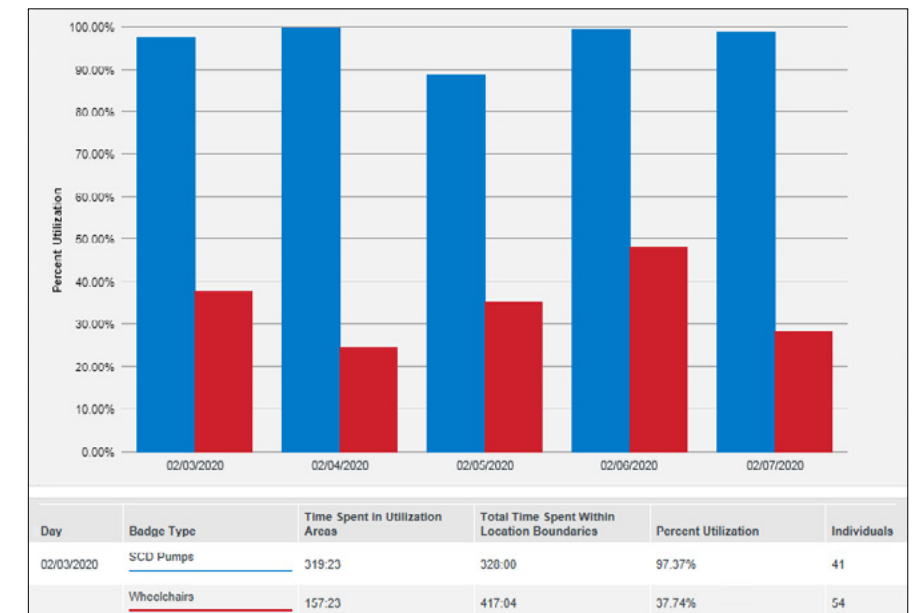
## VISUALIZE ASSET LOCATIONS.

Enterprise View® Floorplans graphically represent the locations of mobile medical equipment in key areas of your facility.

## ANALYZE ASSET DATA WITH REPORTS PLUS ANALYTICS.

Take the guesswork out of asset-related decision making. Reports Plus Analytics includes a full suite of reports for asset tracking, including:

- Last Known Location
- Utilization by Location
- Preventive Maintenance
- Movement History
- Census
- Location Activity
- Low Battery



# Enhance asset tracking with optional, advanced functionality

Add rules-based automation and interfaces to proactively manage equipment.

PAR Asset Type View						
Asset Type						
PCU Pump						
UNIT	COUNT	ALERT	CRITICAL	PAR	HIGH	EVENTS
All Units	151	Low	130	152	172	
Pediatric Care	21	Low	18	22	24	
ICU	25		20	23	26	
Rehab	5		4	5	6	
1N	11	High	9	10	11	
IS	23	Low	21	24	27	
Oncology	26		21	24	27	
ED	16	Critical	18	20	22	
Surgery	16	Low	15	17	19	
Distribution	6		3	5	7	
Biomed	2		1	2	3	
Total	151					

## OPTIMIZE INVENTORY WITH PAR LEVEL MANAGEMENT.

Visually manage assets with periodic automatic replenishment (PAR) levels to know at a glance which units are running low on key assets and which are overstocked.

Keeping tabs on equipment inventory allows hospitals to use equipment to its fullest capacity and save on unnecessary equipment expenditures, a valuable benefit as hospitals work towards financial recovery from the COVID-19 pandemic. PAR Level Management is easily configurable and scalable to fit each facility's specific goals and needs.

## SEND ALERTS FOR PATIENT SAFETY.

If an asset that's been designated for recall or is past its PM date is detected in a patient room, send alerts to designated workstations.

## REDUCE INVENTORY SHRINKAGE WITH EXIT ALERTS.

Send alerts when assets are seen near areas where they may exit the facility.

	<b>Attention</b>	Recalled IV Pump 116347 is present in Patient Room 2105	:27	
	<b>Attention</b>	Crash cart 302316 is near South Hall Exit	:15	
	<b>Attention</b>	IV Pump 115236 is past PM Date - present in Exam Room 1	:10	
	<b>Attention</b>	IV Pump inventory is below threshold in Clean Utility 4S	:01	

Type	Tag #	Asset ID	Desc.	Location	Time Entered	Manufacturer	Model	Owner	PM Date	Batt. Chg Date	Recall
	31007	115236	IV Pump	1st Floor East Exam 1	3/22/21 9:18:14 AM	Baxter	Sigma Spectrum	Pat Trnsprt	3/10/2021	10/10/2021	
	31062	117329	IV Pump	1st Floor East Exam 3	3/22/21 10:02:02 AM	Baxter	Sigma Spectrum	Pat Trnsprt	3/10/2021	10/10/2021	
	31074	114953	IV Pump	1st Floor East Exam 5	3/22/21 10:15:24 AM	Baxter	Sigma Spectrum	Mat Mgmt	3/25/2021	08/15/2021	
	31088	106135	IV Pump	1st Floor East Exam 8	3/22/21 9:15:57 AM	Baxter	Sigma Spectrum	Pat Trnsprt	3/25/2021	08/15/2021	
	31090	119954	IV Pump	1st Floor East Exam 7	3/22/21 8:32:01 AM	Compression Th	Vasopress DVP	Mat Mgmt	4/12/2021	09/12/2021	
	31133	960164	Wheelchair	1st Floor East North Hall	3/22/21 8:18:14 AM	Invacare	Invacare 3000	Pat Trnsprt	5/18/2021	09/18/2021	
	31150	131612	Media Cart	1st Floor East Exam 12	3/22/21 10:40:24 AM	Samsung	DVD with monitor	Pat Trnsprt	5/18/2021	09/18/2021	
	32010	101753	Peds Infusi	1st Floor East Exam 10	3/22/21 10:05:36 AM	Smiths Medical	Medfusion 4000	Mat Mgmt	6/18/2021	09/18/2021	
	32050	123126	Syringe	1st Floor East Exam 9	3/22/21 9:52:14 AM	Smiths Medical	Medfusion 2500	Mat Mgmt	7/10/2021	08/10/2021	
	32075	103319	Syringe	1st Floor East Exam 11	3/22/21 10:24:51 AM	Smiths Medical	Medfusion 3500	Mat Mgmt	8/10/2021	09/10/2021	

## VISUALLY MANAGE PM ACTIVITY.

When PM dates are entered into the system, the Enterprise View® List highlights any asset nearing or past its PM date.

## ADD LOCATION INTELLIGENCE TO YOUR CMMS.

Reduce the need for multiple applications by displaying location information in your existing asset management system (may require services from CMMS vendor).

## EFFORTLESSLY COMMUNICATE RECALLS.

Marking an asset as recalled visually communicates on all Midmark RTLS views that the equipment should not be used in patient care until PM status is corrected.

## INTEGRATE TEMPERATURE MONITORING.

Add your temperature/environmental monitoring dashboard to the Midmark RTLS Enterprise View®.

## SIMPLIFY ACCESS WITH ACTIVE DIRECTORY.

Interface Midmark RTLS Authentication Manager with your facility's Active Directory database to easily manage access to RTLS applications.

“With RTLS, staff no longer spend time searching for equipment—instead, they use that time to provide direct patient care, to efficiently maintain assets for safer patient care, or to perform other value added tasks.”



Information Systems Analyst  
Billings Clinic


# Wired and wireless network options to achieve your goals

What level of locating precision do you need? Midmark RTLS provides both precise and general locating designed to suit your specific goals.

## BEGIN WITH WI-FI, REFINE WITH INFRARED

Maximize your existing IT investment by leveraging a Cisco® infrastructure to identify the general location of tagged assets throughout your hospitals.

In areas where the precise location of equipment is necessary (e.g., patient rooms or supply closets for PAR level alerting), install infrared (IR) sensors, available in both wired or battery-powered options.



## WIRED SENSORY NETWORK

High precision. Discreet IR and radio frequency (RF) sensors. Once installed, little to no maintenance is required.

- Sensor size: 2.75"W x 1"D
- Lowest total cost of ownership of any RTLS on the market
- Our most widely deployed high frequency sensor (in its fifth generation)
- Easily achieves room-, bed- and chair-level accuracy

## WIRELESS SENSORY NETWORK

Easy to install, battery-powered IR sensory network. No wiring necessary.

- Sensor size: 6"W x 2.625"D x 5"H
- Transmits location data without burdening your Wi-Fi network
- Battery-operated sensors (uses three standard D Cell batteries; 2-3 year battery life)
- Easy sensor installation with no wiring required
- Easily achieves room-, bed- and chair-level accuracy

## WI-FI LOCATING

Combine wired or wireless sensors with your Cisco® Wi-Fi network for economic, scalable and effective real-time locating.

- Wi-Fi Asset Tag emits both Cisco® CCX and infrared locating signals
- Cisco® MSE (8.0+) or Cisco® CMX (10.3.1+) required
- Cisco® environment must be calibrated for Locating Services
- Achieves general location accuracy (zone-level)

# A simple and powerful design for reliable locating

Finding equipment for patient care has never been easier than with our line of Asset Tags, all powered by RTLS.



## LEVERAGE WI-FI FOR ENTERPRISE VISIBILITY WITH OUR WI-FI ASSET TAG.

The Wi-Fi Asset Tag combines IR and Wi-Fi RTLS for hospital-wide visibility, plus precision where you need it.

- Size: 1.6"W x 0.7"D x 1.4"H
- Weight: 1.0 oz with battery
- Ingress Protection: IP67 dust and moisture resistance
- Battery: Murata CR2477 lithium coin cell
- CCX Frequency: 802.11 (2.4 GHz)
- Battery Life: Up to 18 months



## PRECISE LOCATING IN TWO DISTINCT SIZES.

The Asset Tag and Mini Asset Tag offer reliable IR RTLS technology for room-level (or better) accuracy.



## ASSET TAG

- Size: 2.41"W x 0.563"D x 1.375"H
- Weight: 0.9 oz with battery
- Ingress Protection: IP53 water/dust sealed
- RF Frequency: 433 MHz; IR Wavelength: 875 nm, 455 kHz
- Battery: Murata CR2477 lithium coin cell
- Battery Life: Up to 2 years depending on time in motion



## MINI ASSET TAG

- Size: 1.75"W x 0.725"D x 1.25"H
- Weight: 0.8 oz with battery
- Ingress Protection: IPX6 moisture resistance
- RF Frequency: 433 MHz; IR Wavelength: 875 nm, 455 kHz
- Battery: Murata CR2477 lithium coin cell
- Battery Life: Up to 2 years depending on time in motion




# What you get with Midmark



## **PMP-CERTIFIED, EXPERT PROJECT MANAGEMENT TEAM**

Our highly knowledgeable and experienced implementation team of certified Project Management Professionals uses a documented and proven methodology for deploying Midmark RTLS in the clinical environment. We'll work with you every step of the way to ensure a successful implementation that exceeds your goals.



## **COMPREHENSIVE EDUCATION, BOTH ONSITE + OFFSITE**

An experienced nurse educator from our Clinical Solutions Consulting team will conduct onsite training for super users on best practices for tagging assets, using software and running reports. We also provide a three-day System Analyst Training class at our Education Center in Michigan that will enable your team to support your Midmark RTLS through go-live and beyond.



## **EXTENSIVE, TIME-TESTED WORKFLOW EXPERTISE**

Our Asset Tracking + Management solution has helped countless hospitals around the US proactively manage asset inventories and improve equipment utilization. Midmark RTLS provides the proven expertise that your hospital needs to effect positive change using accurate, reliable technology.



## Additional products to consider

### HEALTHCARE SYSTEMS INTERFACES

Create a seamless healthcare ecosystem by interfacing Midmark RTLS with your EMR and other healthcare systems, such as computerized maintenance management systems (CMMS), nurse call, patient engagement and temperature monitoring.

[midmark.com/interfaces](https://midmark.com/interfaces)

### SUCCESS COACHING

Using data, insight, experience and technology, the Midmark Success Coaching team helps you rethink and refine your asset inventory replenishment models to improve equipment utilization. Our Success Coaches can help you leverage data collected via the Midmark RTLS to make valuable process improvements.

[midmark.com/consulting](https://midmark.com/consulting)

### SCALABLE SOLUTIONS

In the hospital setting, Midmark RTLS can do much more than locate equipment. Protect and empower nursing and other staff with Staff Assist (mobile panic button) and optimize workflow in the ED, OR and throughout the hospital. Each of these solutions is a perfect complement to Asset Tracking + Management.

[midmark.com/safety-solutions](https://midmark.com/safety-solutions)  
[midmark.com/acute-workflow-solutions](https://midmark.com/acute-workflow-solutions)





Designing better care.™

Midmark RTLS is an ISO 9001 Certified Company.

For more information or a demonstration, contact 1.800.MIDMARK, or call Midmark RTLS directly at 1.877.983.7787. Visit our website at [midmark.com](http://midmark.com).

Midmark RTLS products and solutions are provided by Midmark RTLS Solutions, Inc., a wholly-owned subsidiary of Midmark Corporation.

Cisco is a registered trademark of Cisco Systems, Inc.

© 2021 Midmark RTLS Solutions, Inc., Traverse City, Michigan USA  
Products subject to improvement changes without notice.  
Litho in USA.

007-10177-00 Rev. B1 (4/21)

